

Welcome to Reception

Meet the team



Dani –
class
teacher



Jade –
teaching
assistant



Lisha –
teaching
assistant



Alberto –
teaching
assistant

Learning in Reception

In Reception, lots of our learning is done through play. Learning through play helps to build self worth by giving a child a sense of his or her own abilities and to feel good about themselves. Because it's fun, children often become very absorbed in what they are doing.


Please be aware this may mean your child may come home messy from time to time but that is all part of the fun of learning!

Our Autumn 1 topic is 'Me, my family, my community'. This includes learning about how to describe ourselves and identify feelings, talking about our families and learning about different traditions and cultures.



Phonics































At Harrington Hill, phonics is taught daily following the Read Write Inc. phonics scheme.



The phonemes (sounds) are systematically taught before the children are shown how to blend them for reading and segmenting them for writing. Alongside this the children are taught the 'high frequency words' (those words which do not entirely follow the phonic rules).

[Mr Thorne Does Phonics](#) is a great site with easy to watch videos to help your child practise their pronunciation of sounds at home.

Speed Sounds Set 1

m 	a 	s 	d 	t 
i 	n 	p 	g 	o 
c 	k 	u 	b 	f 
e 	l 	h 	sh 	r 
j 	v 	y 	w 	th 
z 	ch 	qu 	x 	ng 

How to help with reading at home

- Build in a regular time for reading. Your child will bring home their reading log and two new books each **Friday**. One will be a library book and the other will be a reading book with sounds they should recognise. Try to read with your child every day and sign the reading log.
- Allow them to tell the story in their own words
- Hunt for letters that they are familiar with e.g. “Can you find a ‘m’ on this page?”.
- Read the story to them but ask them to help you out with blending the sounds to read some of the words e.g. “ ‘d-o-g’ what word does that sound like?”

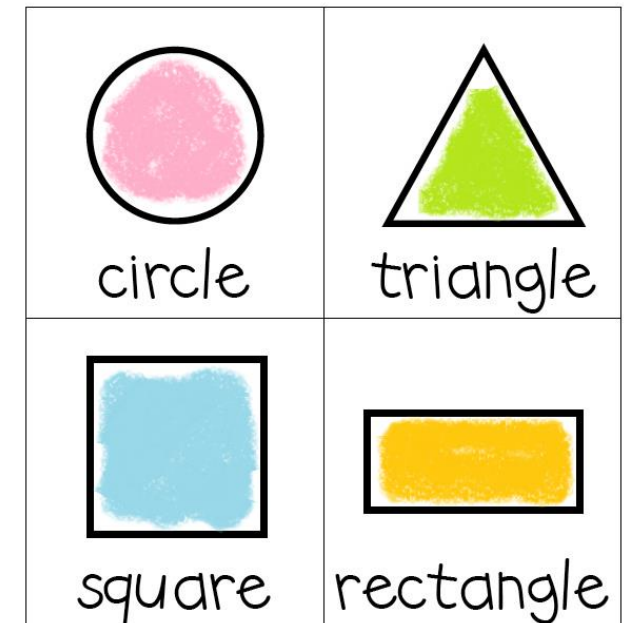
Maths

This term we will be focusing on developing children's understanding of early number.

To support your child at home:

- Talk about what maths they can see in their environment. Count everything! Count stairs, lampposts, toys – anything you see!
- Encourage your child to recognise and form numbers.

You can also support your child in recognising and naming simple 2D shapes.



What your child will need:

- Named school uniform



- Named book bag



- Named water bottle



On Thursday, your child will need their PE kit.



Days to remember:

Thursday – PE

Friday – Book changing day

If you have any questions or concerns, please do not hesitate to speak to me. I am available to talk most days after school.

I look forward to working with you and your child,

Dani