

Topic: Animal Kingdom

Year group: Nursery

Summer 2

Key Vocabulary





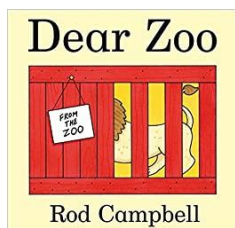
| | | | |
|----------|--|------------------|--|
| Spots | | Pattern | |
| Stripes | | Repeated pattern | |
| Markings | | Animals | |



We are learning about

- Explore patterns by looking at different animals from around the world.
- Identify and discuss different, shapes, lines and colours.
- Experiment using techniques such as rubbing and printing, while learning how to choose colours for a purpose.
- Learn the names of primary colours and explore how colours change when mixed.

Books of the Week



| Maths | Personal, Social & Emotional Development | Communication and Language | Literacy |
|--|--|--|---|
| <p>We will be learning how to:</p> <ul style="list-style-type: none"> Shows an interest in numerals in the environment. Shows an interest in representing numbers. Realises not only objects, but anything can be counted, including steps, claps or jumps. Beginning to talk about the shapes of everyday objects, e.g. 'round' and 'tall'. <p>You can Help Me At Home By:</p> <ul style="list-style-type: none"> Encouraging me to count everyday objects. Encourage me to use mark-making to support my thinking about numbers and simple problems. | <p>We will be learning how to:</p> <ul style="list-style-type: none"> Demonstrates friendly behaviour, initiating conversations and forming good relationships with peers and familiar adults Shows confidence in asking adults for help. Can usually adapt behaviour to different events, social situations and changes in routine. <p>You can Help Me At Home By:</p> <ul style="list-style-type: none"> Playing sharing and turn taking games with me Talk to me about my day. | <p>We will be learning how to:</p> <ul style="list-style-type: none"> Is able to follow directions (if not intently focused on own choice of activity). Beginning to understand 'why' and 'how' questions. Uses talk in pretending that objects stand for something else in play, e.g, 'This box is my castle.' <p>You can Help Me At Home By:</p> <ul style="list-style-type: none"> Extending my talking by encouraging me to use sentences when I answer. Giving me jobs and tasks to do on my own to build independence | <p>We will be learning how to:</p> <ul style="list-style-type: none"> Knows information can be relayed in the form of print. Holds books the correct way up and turns pages. Knows that print carries meaning and, in English, is read from left to right and top to bottom. Ascribes meanings to marks that they see in different places. <p>You can Help Me At Home By:</p> <ul style="list-style-type: none"> Reading a range of different stories. Singing nursery rhymes with me. Talk to me about my work. |
| Expressive Arts | Physical Development | Understanding the World | Home learning |
| <p>We will be learning how to:</p> <ul style="list-style-type: none"> Beginning to be interested in and describe the texture of things. Uses available resources to create props to support role-play. Captures experiences and responses with a range of media, such as music, dance and paint and other materials or words. Builds stories around toys, e.g. farm animals needing rescue from an armchair 'cliff'. <p>You can Help Me At Home By:</p> <ul style="list-style-type: none"> Encouraging me to be creative at home. Sing, dance, draw, paint, mould and engage in role-play with me | <p>We will be learning how to:</p> <ul style="list-style-type: none"> Can copy some letters, e.g. letters from their name. Dresses with help, e.g. puts arms into open-fronted coat or shirt when held up, pulls up own trousers, and pulls up zipper once it is fastened at the bottom. <p>You can Help Me At Home By:</p> <ul style="list-style-type: none"> Support me in getting dressed independently. Practise writing my name daily. | <p>We will be learning how to:</p> <ul style="list-style-type: none"> Knows some of the things that make them unique, and can talk about some of the similarities and differences in relation to friends or family. Shows care and concern for living things and the environment. Knows that information can be retrieved from computers <p>You can Help Me At Home By:</p> <ul style="list-style-type: none"> Talk to me about different types of animals. Talk to me about patterns in the environment. | <p>See attached sheet.</p> |