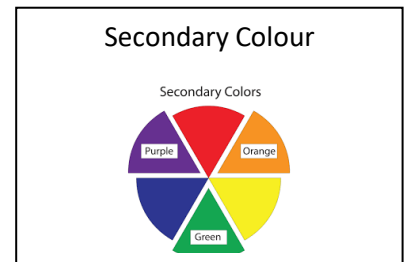
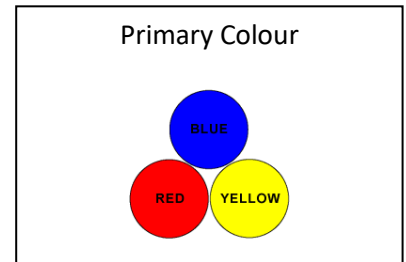



Key Vocabulary

Colour	An element consisting of different shades, tones, hues and tints.
Primary Colour	One of the three colours (red, yellow, blue) which can be mixed together to create other colours.
Secondary Colour	A colour formed by mixing primary colours together.
Mixing	Combine or put together two or more things.
Shade	Adding black or white to lighten or darken a colour.
Texture	The feel, consistency or appearance of a surface or substance.
Still Life	Painting or drawing an arrangement of things around you.
Nature	Plants, trees, landscape, water.
Painting	Expressing ideas or emotions using colour.
Drawing/Sketching	A picture created by making lines on a surface.
Environment	Everything in your surroundings.
Landscape	Visible features of an area of land.
Paint Brush	A brush for applying paint.




Key Knowledge

Vincent Van Gogh	Who?	Dutch Impressionist Painter
	When?	March 1853 – July 1890
	Where?	Netherlands, Zundert
Frank Bowling	Who?	Abstract Expressionist Painter
	When?	26 th February 1936
	Where?	Guyana, Barbados

Know how to:

Learn the names of primary and secondary colours
Investigate by mixing colours to create secondary colours
Learn to apply colour with a range of tools
Apply black and white to create shades
Observe real life and sketch
Choose colour to reflect mood or emotion
Discuss the work of other artists linking to own work and finding similarities and differences



Final Outcome: The children will be creating a piece of Art with colour inspired by the local environment. They will be learning to mix colour and use it for purpose.