







# Harrington Hill Primary – Knowledge organiser

Topic: Carnival

Year group: Nursery

Autumn 2

## Key Vocabulary







Parade		Costumes	
Celebration		Masks	
Float		Dance	



## We are learning about

- Understand how it feels to belong and that we are similar and different
- Recognise and manage my feelings
- Learning to follow rules
- Learn how to be a kind a friend
- Learning to identify different parts of our body
- Learn about family customs and traditions

## Focus books for the term



Maths	Personal, Social & Emotional Development	Literacy & Communication and Language
<p><b>We will be learning how to:</b> Talk about and identify the patterns around them. For example: stripes on clothes, designs on rugs and wallpaper. Use informal language like 'pointy', 'spotty', 'blobs' etc. Extend and create ABAB patterns Notice and correct an error in a repeating pattern.</p> <p><b>You can Help Me At Home By:</b> Engaging me in following and inventing movement and music patterns, such as clap, clap, stamp. Providing a range of natural and everyday objects and materials, as well as blocks and shapes, for me to play with freely and to make patterns with.</p>	<p><b>We will be learning how to:</b> Develop their sense of responsibility and membership of a community. Talk about their feelings using words like 'happy', 'sad', 'angry' or 'worried'.</p> <p><b>You can Help Me At Home By:</b> Talk to me about how I feel. Model ways that I can calm myself down if I am angry or upset. Give me tasks to do at home such as pair the socks after washing.</p>	<p><b>We will be learning how to:</b> Enjoy listening to longer stories and can remember much of what happens. Know many rhymes, be able to talk about familiar books, and be able to tell a long story. Engage in extended conversations about stories, learning new vocabulary.</p> <p><b>You can Help Me At Home By:</b> Reading and sharing a story with me every day. Talk about the story.</p>
Expressive Arts	Physical Development	Understanding the World
<p><b>We will be learning how to:</b> Explore different materials freely, in order to develop their ideas about how to use them and what to make. Develop their own ideas and then decide which materials to use to express them. Join different materials and explore different textures. Play instruments with increasing control to express their feelings and ideas.</p> <p><b>You can Help Me At Home By:</b> Encouraging me to tap out rhythms on different surfaces such as pots and pans, boxes Giving me the opportunity to create models at home from things I find around the house e.g. Cereal boxes, loo rolls etc</p>	<p><b>We will be learning how to:</b> Use large-muscle movements to wave flags and streamers, paint and make marks. Increasingly be able to use and remember sequences and patterns of movements which are related to music and rhythm. Be increasingly independent as they get dressed and undressed, for example, putting coats on and doing up zips.</p> <p><b>You can Help Me At Home By:</b> Encouraging and supporting me to get dressed.</p>	<p><b>We will be learning how to:</b> Talk about what they see, using a wide vocabulary. Continue developing positive attitudes about the differences between people. Know that there are different countries in the world and talk about the differences they have experienced or seen in photos.</p> <p><b>You can Help Me At Home By:</b> Looking through books or exploring the internet to learn about others. Talking to neighbours and learning about their culture.</p>