

Topic: Family Tree

Year group: Nursery

Autumn 1


Key Vocabulary



We are learning about

- Understand how it feels to belong and that we are similar and different
- Recognise and manage my feelings
- Learning to follow rules
- Learn how to be a kind a friend
- Learning to identify different parts of our body
- Learn about family customs and traditions

My body



Homes



Feelings Emotions



Unique



My family




Rights and rules




Focus books for the term

*We're Going on a Bear Hunt*  
Michael Rosen Helen Oxenbury



The Great Big Book of Families  
Mary Hoffman • Ros Asquith



Maths	Personal, Social & Emotional Development	Literacy & Communication and Language
<p><b>We will be learning how to:</b> Develop fast recognition of up to 3 objects, without having to count them individually ('subitising'). Recite numbers past 5. Say one number for each item in order: 1,2,3,4,5.</p> <p><b>You can Help Me At Home By:</b> Regularly say the counting sequence, in a variety of playful contexts, inside and outdoors, forwards and backwards, sometimes going to high numbers. For example: hide and seek, rocket-launch countdowns. Count things and then repeat the last number. For example: "1, 2, 3 – 3 cars". Point out the number of things whenever possible.</p>	<p><b>We will be learning how to:</b> Become more outgoing with unfamiliar people, in the safe context of their setting. Show more confidence in new social situations. Play with one or more other children, extending and elaborating play ideas Increasingly follow rules, understanding why they are important.</p> <p><b>You can Help Me At Home By:</b> Talk to me about my day at Nursery.</p>	<p><b>We will be learning how to:</b> Understand the five key concepts about print: - print has meaning - print can have different purposes - we read English text from left to right and from top to bottom - the names of the different parts of a book - page sequencing Start a conversation with an adult or a friend and continue it for many turns</p> <p><b>You can Help Me At Home By:</b> Draw my attention to a wide range of examples of print with different functions. When reading to me, sensitively draw my attention to the parts of the books. Talk with me.</p>
Expressive Arts	Physical Development	Understanding the World
<p><b>We will be learning how to:</b> Draw with increasing complexity and detail, such as representing a face with a circle and including details. Explore colour and colour mixing. Show different emotions in their drawings – happiness, sadness, fear etc. Take part in simple pretend play, using an object to represent something else even though they are not similar.</p> <p><b>You can Help Me At Home By:</b> Giving me different tools to mark make with. Help me to add details to my drawings by selecting interesting objects to draw, and by pointing out key features to me and discussing them</p>	<p><b>We will be learning how to:</b> Be increasingly independent as they get dressed and undressed, for example, putting coats on and doing up zips.</p> <p><b>You can Help Me At Home By:</b> Encouraging and supporting me to get dressed.</p>	<p><b>We will be learning how to:</b> Begin to make sense of their own life-story and family's history.</p> <p><b>You can Help Me At Home By:</b> Talk to me about my family. Show me photos, videos of me as a baby.</p>