

Harrington Hill Primary – Knowledge organiser

Topic: Minibeasts

Year group: Reception

Spring 1

Key Vocabulary







Minibeast		Shell	
Insect		Wings	
Habitat		Life cycle	



We are learning about

- Learning to identify different minibeasts
- Learning to describe and compare minibeasts
- Exploring different minibeast habitats
- Learning how to care for our environment
- Learning about life cycles
- Making models of minibeasts

Books of the Week



Maths	Personal, Social & Emotional Development	Communication and Language	Literacy
<p>We will be learning how to:</p> <ul style="list-style-type: none"> Select the correct numeral to represent 1 to 5, then 1 to 10 objects. Count an irregular arrangement of up to ten objects. Estimate how many objects we can see and check by counting them. Use the language of 'more' and 'fewer' to compare two sets of objects. Find the total number of items in two groups by counting all of them. <p>You can Help Me At Home By:</p> <ul style="list-style-type: none"> Helping me practise addition and subtraction with concrete materials 	<p>We will be learning how to:</p> <ul style="list-style-type: none"> Initiate conversations, attends to and takes account of what others say. Speak confidently to others about own needs, wants, interests and opinions. Understand that our own actions can affect other people, for example, becomes upset or tries to comfort another child when they realise they have upset them. <p>You can Help Me At Home By:</p> <ul style="list-style-type: none"> Talk to me about how I might feel in different situations and how I can manage those feelings at home and at school. 	<p>We will be learning how to:</p> <ul style="list-style-type: none"> Use language to imagine and recreate roles and experiences in play situations. Link statements and stick to a main theme or intention. Maintain attention, concentrate and sit quietly during appropriate activity. Follow a story without pictures or props. <p>You can Help Me At Home By:</p> <ul style="list-style-type: none"> Sharing stories with me regularly - You can borrow books from School or visit the local library Teach me key vocabulary related to the topic. 	<p>We will be learning how to:</p> <ul style="list-style-type: none"> Maintain attention, concentrate and sit quietly during appropriate activity Link sounds to letters, naming and sounding the letters of the alphabet. Use vocabulary and forms of speech that are increasingly influenced by my experiences of books. <p>You can Help Me At Home By:</p> <ul style="list-style-type: none"> Sharing stories with me regularly - You can borrow books from School or visit the local library Teach me key vocabulary related to the topic.
Expressive Arts	Physical Development	Understanding the World	Home learning
<p>We will be learning how to:</p> <ul style="list-style-type: none"> Experiment to create different textures. Understand that different media can be combined to create new effects. Choose particular colours to use for a purpose <p>You can Help Me At Home By:</p> <ul style="list-style-type: none"> Encouraging me to be creative at home. Sing, dance, draw, paint, mould and engage in role-play with me 	<p>We will be learning how to:</p> <ul style="list-style-type: none"> Show increasing control over an object in pushing, patting, throwing, catching or kicking it. Use simple tools to effect changes to materials. Show understanding of the need for safety when tackling new challenges, and considers and manages some risks <p>You can Help Me At Home By:</p> <ul style="list-style-type: none"> Explain why safety is an important factor in handling tools, equipment and materials, and have sensible rules for everybody to follow. 	<p>We will be learning how to:</p> <ul style="list-style-type: none"> Look closely at similarities, differences, patterns and change. <p>You can Help Me At Home By:</p> <ul style="list-style-type: none"> Talking about minibeasts, how to care for them and keep them safe. 	<p>See attached sheet.</p>