

Harrington Hill Primary – Knowledge organiser









Topic: Once Upon a Time

Year group: Reception

Summer 1 (Construction focus)

Key Vocabulary (Construction focus)

Balance		Build	
Join		Lift	
Connect		Plan Design	

We are learning about

- Learning how to construct with a purpose in mind.
- Exploring different construction materials.
- Learning how to use simple tools and techniques to join materials together.
- Learning how to construct 3D structures.
- Learning how to use positional language (on top, next to)

Books of the Week



Maths	Personal, Social & Emotional Development	Literacy & Communication and Language
<p>We will be learning how to:</p> <ul style="list-style-type: none"> Shows an interest in number problems. Separates a group of three or four objects in different ways, beginning to recognise that the total is still the same Shows interest in shapes in the environment. Uses shapes appropriately for tasks. <p>You can help me at home by:</p> <ul style="list-style-type: none"> Encourage me to look at shapes in our environment on journeys out or at home. 	<p>We will be learning how to:</p> <ul style="list-style-type: none"> Keeps play going by responding to what others are saying or doing. Confident to talk to other children when playing, and will communicate freely about own home and community. Can usually tolerate delay when needs are not immediately met, and understands wishes may not always be met. <p>You can help me at home by:</p> <ul style="list-style-type: none"> Talk to me about my day at nursery. 	<p>We will be learning how to:</p> <ul style="list-style-type: none"> Focusing attention – still listen or do, but can shift own attention. Responds to simple instructions, e.g. to get or put away an object. Uses vocabulary focused on objects and people that are of particular importance to them. Builds up vocabulary that reflects the breadth of their experiences. Recognises familiar words and signs such as own name and advertising logos. Looks at books independently. Sometimes gives meaning to marks as they draw and paint. <p>You can help me at home by:</p> <ul style="list-style-type: none"> Read to me every day. Provide me with different writing tools so I can mark make.
Expressive Arts	Physical Development	Understanding the World
<p>We will be learning how to:</p> <ul style="list-style-type: none"> Uses various construction materials. Beginning to construct, stacking blocks vertically and horizontally, making enclosures and creating spaces. Joins construction pieces together to build and balance. Realises tools can be used for a purpose. <p>You can help me at home by:</p> <ul style="list-style-type: none"> Support me in learning how to safely use different tools to join and assemble different materials. 	<p>We will be learning how to:</p> <ul style="list-style-type: none"> Holds pencil between thumb and two fingers, no longer using whole-hand grasp. Holds pencil near point between first two fingers and thumb and uses it with good control. Can usually manage washing and drying hands. <p>You can help me at home by:</p> <ul style="list-style-type: none"> Help me to hold a pencil correctly. 	<p>We will be learning how to:</p> <ul style="list-style-type: none"> Shows interest in different occupations and ways of life. . Shows skill in making toys work by pressing parts or lifting flaps to achieve effects such as sound, movements or new images <p>You can help me at home by:</p> <ul style="list-style-type: none"> Talk about different jobs in our community eg. builder