







Topic: Once Upon a Time

Year group: Reception

Summer 1 (Construction focus)

Key Vocabulary (Construction focus)

Balance		Build	
Join		Lift	
Connect		Plan Design	

We are learning about

- Learning how to construct with a purpose in mind.
- Exploring different construction materials.
- Learning how to use simple tools and techniques to join materials together.
- Learning how to construct 3D structures.
- Learning how to use positional language (on top, next to)

Books of the Week



Maths	Personal, Social & Emotional Development	Literacy & Communication and Language
<p>We will be learning how to:</p> <ul style="list-style-type: none"> Count reliably from 1 to 20 and say the number which is one more or one less than a given number Add and subtract within 20 Beginning to use everyday language related to money. <p>You can help me at home by:</p> <ul style="list-style-type: none"> Encourage me to record my thinking using marks. Familiarise me with different coins when we go to the shop. 	<p>We will be learning how to:</p> <ul style="list-style-type: none"> Be able to negotiate and solve problems without aggression, e.g. when someone has taken their toy. Talk about how I feel and how others show feelings. <p>You can help me at home by:</p> <ul style="list-style-type: none"> Naming the emotions that I feel to help me self-regulate. Naming the emotions experienced by others. 	<p>We will be learning how to:</p> <ul style="list-style-type: none"> Read words and simple sentences. Write labels and captions. Write short sentences in meaningful contexts. <p>You can help me at home by:</p> <ul style="list-style-type: none"> Listening to me read every day. Provide me with different writing tools so I can write lists, notes and cards.
Expressive Arts	Physical Development	Understanding the World
<p>We will be learning how to:</p> <ul style="list-style-type: none"> Construct with a purpose in mind, using a variety of resources and tools. Play cooperatively as part of a group and to develop and act out a narrative. <p>You can help me at home by:</p> <ul style="list-style-type: none"> Support me in learning how to safely use different tools to join and assemble different materials. 	<p>We will be learning how to:</p> <ul style="list-style-type: none"> Use a pencil and hold it effectively to form recognisable letters. To know the importance of physical exercise and a healthy diet and be able to talk about ways to keep healthy and safe. <p>You can help me at home by:</p> <ul style="list-style-type: none"> Practice my letter formation at home with me. 	<p>We will be learning how to:</p> <ul style="list-style-type: none"> To join in with own family customs and routines and recognise similarities and differences between themselves and others. To look closely at similarities, differences, patterns and change. <p>You can help me at home by:</p> <ul style="list-style-type: none"> Talk about differences between families who live in our community.