







Topic: Under the sea

Year group: Nursery

Spring 2

Key Vocabulary







Sea Creature		ocean	
Seaweed		Coral	
Waves		Shore	



We are learning about

- Learning to identify different sea creatures
- Learning to describe and compare sea creatures
- Exploring different sea creatures habitats
- Learning how to look after the sea.
- Exploring different ways sea creatures move.
- Building an aquarium

Books of the Week



Maths	Personal, Social & Emotional Development	Communication and Language	Literacy
<p><b>We will be learning how to:</b></p> <ul style="list-style-type: none"> <li>• Compare two groups of objects, saying when they have the same number.</li> <li>• Use positional language.</li> <li>• Show interest in shape by sustained construction activity or by talking about shapes or arrangements</li> </ul> <p><b>You can Help Me At Home By:</b></p> <ul style="list-style-type: none"> <li>• Pointing out colours and shapes in everyday life</li> <li>• Using mathematical language to explore where things are positioned e.g. under, on top, beside, next to etc.</li> <li>• Encourage me to count every day.</li> </ul>	<p><b>We will be learning how to:</b></p> <ul style="list-style-type: none"> <li>• Is more outgoing towards unfamiliar people and more confident in new social situations.</li> <li>• Begins to accept the needs of others and can take turns and share resources, sometimes with support from others</li> </ul> <p><b>You can Help Me At Home By:</b></p> <ul style="list-style-type: none"> <li>• Playing sharing and turn taking games with me</li> <li>• Giving me jobs and tasks to do on my own to build independence</li> </ul>	<p><b>We will be learning how to:</b></p> <ul style="list-style-type: none"> <li>• Questions why things happen and gives explanations. Asks e.g. who, what, when, how.</li> <li>• Uses a range of tenses (e.g. play, playing, will play, played).</li> <li>• Uses intonation, rhythm and phrasing to make the meaning clear to others.</li> </ul> <p><b>You can Help Me At Home By:</b></p> <ul style="list-style-type: none"> <li>• Sharing stories with me regularly - You can borrow books from Nursery or visit the local library</li> <li>• Extending my talking by encouraging me to use sentences when I answer.</li> </ul>	<p><b>We will be learning how to:</b></p> <ul style="list-style-type: none"> <li>• Sometimes gives meaning to marks as they draw and paint.</li> <li>• Ascribes meanings to marks that they see in different places..</li> </ul> <p><b>You can Help Me At Home By:</b></p> <ul style="list-style-type: none"> <li>• Reading a range of different stories.</li> <li>• Encouraging me to talk about my work.</li> <li>• Practising fine motor activities to improve my finger strength.</li> </ul>
Expressive Arts	Physical Development	Understanding the World	Home learning
<p><b>We will be learning how to:</b></p> <ul style="list-style-type: none"> <li>• Sings to self and makes up simple songs.</li> <li>• Makes up rhythms.</li> <li>• Notices what adults do, imitating what is observed and then doing it spontaneously when the adult is not there.</li> </ul> <p><b>You can Help Me At Home By:</b></p> <ul style="list-style-type: none"> <li>• Encouraging me to be creative at home. Sing, dance, draw, paint, mould and engage in role-play with me</li> </ul>	<p><b>We will be learning how to:</b></p> <ul style="list-style-type: none"> <li>• Uses one-handed tools and equipment, e.g. makes snips in paper with child scissors</li> <li>• Understands that equipment and tools have to be used safely. Gains more bowel and bladder control and can attend to toileting needs most of the time themselves.</li> </ul> <p><b>You can Help Me At Home By:</b></p> <ul style="list-style-type: none"> <li>• Improve our fine motor skills such as cutting and holding a pencil</li> <li>• Practise gross motor skills to support our coordination</li> </ul>	<p><b>We will be learning how to:</b></p> <ul style="list-style-type: none"> <li>• Remember and talk about significant events in our own experience.</li> <li>• Talk about some of the things we have observed such as plants, animals, natural and found objects.</li> <li>• Talk about some of the things they have observed such as plants, animals, natural and found objects.</li> <li>• Shows an interest in technological toys with knobs or pulleys, or real objects such as cameras or mobile phones.</li> <li>• Recognises and describes special times or events for family or friends</li> </ul> <p><b>You can Help Me At Home By:</b></p> <ul style="list-style-type: none"> <li>• Talk to me about different types of sea creatures.</li> </ul>	<p>See attached sheet.</p>