

Topic: Under the sea

Year group: Reception

Spring 2

Key Vocabulary

Sea Creature		ocean	
Seaweed		Coral	
Waves		Shore	









We are learning about

- Learning to identify different sea creatures
- Learning to describe and compare sea creatures
- Exploring different sea creatures habitats
- Learning how to look after the sea.
- Exploring different ways sea creatures move.
- Building an aquarium

Books of the Week

Nursery books



Maths	Personal, Social & Emotional Development	Communication and Language	Literacy
<p>We will be learning how to:</p> <ul style="list-style-type: none"> Orders two or three items by length or height. Orders two items by weight or capacity. Uses familiar objects and common shapes to create and recreate patterns and build models <p>You can Help Me At Home By:</p> <ul style="list-style-type: none"> Pointing out colours and shapes in everyday life Using mathematical language to explore size and length, e.g. “heavy”, “light”, “empty” and “full. 	<p>We will be learning how to:</p> <ul style="list-style-type: none"> Explains own knowledge and understanding, and asks appropriate questions of others. Can describe self in positive terms and talk about abilities. Aware of the boundaries set, and of behavioural expectations in the setting <p>You can Help Me At Home By:</p> <ul style="list-style-type: none"> Talk to me about how I might feel in different situations and how I can manage those feelings at home and at school. 	<p>We will be learning how to:</p> <ul style="list-style-type: none"> Questions why things happen and gives explanations. Asks e.g. who, what, when, how. Uses a range of tenses (e.g. play, playing, will play, played). Uses intonation, rhythm and phrasing to make the meaning clear to others. <p>You can Help Me At Home By:</p> <ul style="list-style-type: none"> Sharing stories with me regularly - You can borrow books from Nursery or visit the local library Extending my talking by encouraging me to use sentences when I answer. 	<p>We will be learning how to:</p> <ul style="list-style-type: none"> Uses vocabulary and forms of speech that are increasingly influenced by their experiences of books. Hears and says the initial sound in words. Can segment the sounds in simple words and blend them together. Links sounds to letters, naming and sounding the letters of the alphabet.. <p>You can Help Me At Home By:</p> <ul style="list-style-type: none"> Practising fine motor activities to improve my finger strength. Drawing attention to the similarities in sounds at the beginning of words and emphasising the initial sound when talking.
Expressive Arts	Physical Development	Understanding the World	Home learning
<p>We will be learning how to:</p> <ul style="list-style-type: none"> Experiment to create different textures. Understand that different media can be combined to create new effects. Choose particular colours to use for a purpose <p>You can Help Me At Home By:</p> <ul style="list-style-type: none"> Encouraging me to be creative at home. Sing, dance, draw, paint, mould and engage in role-play with me 	<p>We will be learning how to:</p> <ul style="list-style-type: none"> Uses simple tools to effect changes to materials. Handles tools, objects, construction and malleable materials safely and with increasing control. Shows a preference for a dominant hand <p>You can Help Me At Home By:</p> <ul style="list-style-type: none"> Improve our fine motor skills such as cutting and holding a pencil 	<p>We will be learning how to:</p> <ul style="list-style-type: none"> Look closely at similarities, differences, patterns and change. Enjoys joining in with family customs and routines Completes a simple program on a computer. Uses ICT hardware to interact with age appropriate computer software. <p>You can Help Me At Home By:</p> <ul style="list-style-type: none"> Talk to me about different types of sea creatures. 	<p>See attached sheet.</p>